



Heavy Duty Wiring Accessories

Fuse Blocks

Terminal Blocks

Clamps, Cleats, Clips

Fuse Connectors

Flasher Connectors

Sealed Beam Connectors

Dimmer Switch Connectors



Circuit Breaker and Fuse Blocks

For ATC or ATO fuses or plug-in circuit breakers.

Blade terminals: .25" wide.

Stud terminal: #10-32 with hex nut, flat washer and lockwasher supplied.

Fuse contacts: recessed, no cover required.

Block: black thermoplastic.

Mounting: four .218" diameter mounting for #10 screws.
Recessed area in center of block for application of label.

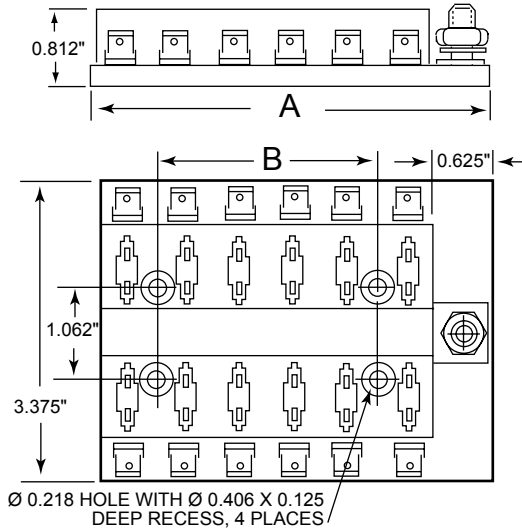


Electrical Ratings

25 amps max. per circuit @12 VDC

150 amps total for block @12 VDC

For 24 VDC applications use only ATC or ATO fuses.



Part No.	No. of Positions	A Dim. ± .020"	B Dim. ± .020"
46377-6	6	2.47	.625
46377-8	8	3.09	1.25
46377-10	10	3.72	1.875
46377-12	12	4.34	2.50
46377-14	14	4.97	3.125
46377-18	18	6.22	4.475

Fuse Blocks with Independent Hot Feed Connections

For SFE 20 amp or 3AG (AGC) fuses 1/4" dia. 1 3/4" long (6.35mm x 31.5mm).

Terminals and terminal screws: M-prefix part numbers brass, other part numbers plated steel.

Fuse clips: phosphor bronze.

Insulator base: hard fiber with 11/64" (4.36mm) dia. mounting holes.

Cole Hersee fuse blocks and terminal blocks are interchangeable with other blocks having the same number of gangs, although the overall dimensions (L x W x H) may vary from the block being replaced.



Part No.	No. of Gangs	Length
⊖ M-412	2	
⊖ 4622	2	1 1/4" (31.75mm)
⊖ M-413	3	
⊖ 4623	3	2" (50.80mm)
M-414	4	
4624	4	2 3/4" (69.85mm)
M-415	5	
4625	5	3 1/2" (88.90mm)
⊖ M-641	6	
4626	6	4 1/4" (107.95mm)
⊖ M-643	8	5 3/4" (146.05mm)

All blocks listed:
Width: 2 1/4" (57.15mm)
Height: 5/8" (15.87mm)

Extra Heavy Duty Two Gang Fuse Block

For SAG (AGU) fuses 13/32" dia. x 1 1/2" long (10.31mm x 38.1mm) rated up to 60 amperes.

⊖ **No. 4652**

Terminals: screw.

Fuse clips: phosphor bronze.

Base: molded plastic with 3/16" (4.76mm) mounting holes.



Fuse Blocks with Common Hot Feed Connections • Fuse Clips with Screw Connections

For SFE 20 amp or 3 AG (AGC) fuses 1/4" dia. x 1 1/4" long (6.35mm x 31.8mm).

Terminals and terminal screws: M-prefix part numbers brass, other part numbers plated steel.

Bus bar: solid brass.

Insulator base: hard fiber with 11/64" (4.36mm) dia. mounting holes.

Cole Hersee fuse blocks and terminal blocks are interchangeable with other blocks having the same number of gangs, although the overall dimensions (L x W x H) may vary from the block being replaced.



Part No.	No. of Gangs	Length
M-414-01	4	2 3/4" (9.85mm)
M-415-01	5	
4625-01	5	3 1/2" (88.90mm)
M-641-01	6	
4626-01	6	4 1/4" (107.95mm)
M-643-01	8	5 3/4" (146.05mm)
M-645-01	10	7 1/4" (184.15mm)
M-647-01	12	8 3/4" (222.25mm)

All blocks listed:
Width: 2 1/4" (57.15mm)
Height: 5/8" (15.87mm)

Six Gang Fuse Block • Fuse Clips with Blade Terminals One Side

For SFE 20 amp or 3 AG (AGC) fuses 1/4" dia. x 1 1/4" long (6.35mm x 31.8mm).

No. 4766

Terminal screws: brass with lockwashers.

Bus bar: solid brass.

Fuse clips: nickel plated phosphor bronze.

Mounting: two holes 11/16" (4.31mm) diameter.

Dimensions: (L x W x H): 5 3/4" x 1 7/8" x 23/32" (146.6mm x 47.6mm x 18.25mm).



Four Gang Combination Fuse Block and Terminal Block

For SFE 20 amp or 3 AG (AGC) fuses 1/4" dia. x 1 1/4" long (6.35mm x 31.8mm).

Common hot feed to four independently fused circuits.

Common ground strip for additional four common or accessory units.

No. M-674

Terminals and terminal screws: solid brass.

Bus bars: solid brass.

Fuse clips: nickel plated phosphor bronze.

Mounting: two eyelet holes for 3/16" (4.76mm) screws.

Dimensions: (L x W x H): 3 1/2" x 2 3/4" x 25/32" (88.2mm x 69.8mm x 19.84mm).




Terminal Blocks with Two Bus Bars

Bus bars: two brass.

Screws: brass, #8-32.

Insulator base: hard fiber.



Part No.	No. of Gangs	Length
M-649-04	4	2 3/4" (9.85mm)
M-649-06	6	4 1/4" (107.95mm)
M-649-08	8	5 3/4" (146.05mm)

All blocks listed: Width: 2 1/4" (57.15mm)
Height: 3/8" (9.52mm)

Terminal Blocks with Common Hot Feed Connections



Terminals: two 1/4-20 brass stud, with hex nuts included.

Bus bar: solid brass, safely carries up to 36 volts.

Screws: #8-32 round head for circuit connectors.

Insulator base: moisture resistant molded plastic.

Mounting: two holes for No. 10 countersink flathead screws.

Width: 1 1/4" (31.70mm)
Height: 1 1/32" (26.10mm)

Part No.	No. of Circuits	Length
M-449	10	5 3/4" (146.0mm)
M-448	20	8 7/8" (225.40mm)

Terminal Blocks with Independent Hot Feed Connections

Terminal links and screws: nickel plated brass terminal links and #8-32 binding head screws.

Insulator base: moisture repellent molded plastic with protective insulator barrier strips.



Part No.	No. of Gangs	Length
M-426	4	3.22" (81.80mm)
M-427	6	4.33" (110.10mm)
M-428	8	5.46" (138.68mm)
M-429	10	6.59" (167.38mm)
M-456	14	8.84" (224.53mm)

All blocks listed:
Width: 1.31" (33.30mm)
Height: .67" (17.01mm)

Terminal Blocks with Single Stud Terminals

Terminals: #10-32 thread stud with hex nuts, lockwashers and flat washers.

Mounting: two eyelets for 3/16" (4.76mm) screws (screws not included).

Insulator base: moisture repellent molded plastic.



Part No.	Gangs	Length
4721-P2	2 gang	2.62" (66.54mm)
4721-P3	3 gang	3.25" (82.55mm)
4721-P4	4 gang	3.87" (98.29mm)
4721-P5	5 gang	4.5" (114.30mm)
4721-P6	6 gang	5.12" (130.04mm)
4721-P8	8 gang	6.37" (161.79mm)
4721-P10	10 gang	7.62" (193.54mm)
4721-P12	12 gang	8.87" (225.29mm)
4721-P14	14 gang	10.12" (257.04mm)

Width: 5/8" (15.87mm)
Height: 27/32" (21.43mm)

Terminals: #10-24 thread stud, hardware not included.

Insulator base: moisture repellent molded plastic with protective insulator barrier strips.

Mounting: slot holes for 1/4" (6.25mm) mounting screws (screws not included).



Part No.	Gangs	Length
4758	4 gang	4 1/2" (114.40mm)
4755	5 gang	5 1/4" (133.30mm)

Width: 5/8" (15.87mm)
Height: 27/32" (21.43mm)

Four Gang Terminal Block with Bus Bar

No. 46206-04

Terminals: #10-32 stud with hex nuts and lockwashers included.

Bus bar: solid brass.

Insulator base: moisture repellent molded plastic.

Mounting: two eyelets for 3/16" (4.76mm) screws (screws not included).

Dimensions: (L x W x H): 3 7/8" x 5/8" x 27/32" (44.4mm x 15.87mm x 21.43mm).



Six Gang Single Stud Terminal Block for Truck/Trailer Lighting

No. 4744

Terminals: #10-24 thread stud with hex nuts included.

Circuit identification: imprinted with white lettering.

Dimensions: (L x W x H)
5 7/8" x 1 3/16" x 3/4"
(149.2mm x 38.1mm x 19.05mm).



Connectors and Terminals

Quick-Tap Wire Splicer

No. 30223

Connect two wires in-line or tap wire from existing circuit. Permits fast, efficient connection without stripping wires. Durable molded housing. Fully insulated to prevent short circuits. Splicing instructions included. Standard packaging: 10 per box.



To make a Tap Splice:

1. Press the existing circuit wire into the outer channel.



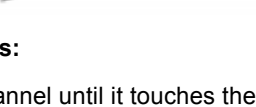
2. Press the accessory (tap) wire into the inner channel until it touches the stop.



3. Fold cap and base together and squeeze with your fingers.



4. Make the connection by squeezing with pliers until the cap and base are locked together.



To make In-Line or Pigtail Splices:

1. Press one wire into the inner channel until it touches the stop.

2. Press the other wire into the opposite end (in-line) or same end (pigtail) of the outer channel. Be sure the end of the wire does not protrude outside the plastic housing.



3. Follow steps 3 and 4 for the tap splice to complete the connection.

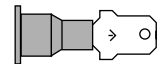
Female Quick-Connect Wire Taps



Molded plastic tap connector provides fully insulated connection. Tap leg (use male blade listed below) is disconnectable for greater flexibility.

Part No.	Wire Gauges	Color Codes
⊖ 30244	12	Yellow
⊖ 30243	18-14	Blue
⊖ 30242	22-18	Red

Insulated Male Blades



For use with female quick-connect wire taps. Blade width .250" (6.35mm).

Part No.	Wire Gauges	Color Codes
⊖ 31730	12	Yellow
31729	18-14	Blue
31728	22-18	Red

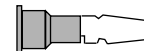
Quick-Connect Bullet Receptacle Connector



No. 30245

For wire gauges Nos. 18-14 and 16-14. Self-stripping connector provides fast and easy connect and disconnect for many vehicle applications, including vehicle to trailer electrical connections. Mates with Bullet terminals Nos. 31731 and 31739 (see below).

Bullet Terminals



For use with No. 30245 Bullet Receptacle Connector.

Part No.	Wire Gauges
⊖ 31731	16-14
⊖ 31739	22-18

Universal Wiring Connectors

Sealed Beam Headlamp Connectors

No. 3029 3 Leads

No. 3051 2 Leads

8" No. 14 gauge thermoplastic wire leads terminate at plated bronze contacts which are housed in a molded plastic connector.



Sealed Beam Connector Parts

Connector/Insulator with Contacts

No. 3028-02

Molded plastic insulator and 3 phosphor bronze contacts. Packaged unassembled.



Connector/Insulator

No. 3028-1

One molded plastic insulator, accepts No. 3028-2 contacts.



Contacts

No. 3028-2

Phosphor bronze contacts compatible with Cole Hersee connectors Nos. 3028-1, 3028-02, 3029 and 3051.



Flasher Connector



No. 3032

Accepts standard 3 prong flasher units.

Molded plastic connector has No. 14 gauge thermoplastic jacketed wire leads which terminate at silver plated phosphor bronze contacts.

Plated steel bracket attached with two .203" (5.15mm) diameter mounting holes.

Dimmer Switch Connectors

No. 30155

Fits Cole Hersee switch No. 7762.

Trucks: **Autocar** 68-80, **Chevrolet** 61-68, **Freightliner** 63-67, 72-80 **G.M.C** 60-86, **I.H.C.** 61-80, **Kenworth** 65-67, 72-74, 77-80.



No. 30156

Fits Cole Hersee switches Nos. 7702 and 7776.

Trucks: **Ford** 60-78, **Dodge** 59-86



Universal In-Line Connectors

Protects electrical circuits and equipment from fires caused by shorts and overloads.

Large brass contacts maintain solid contact with fuse for maximum efficiency.

Heavy #14 gauge wire, 8" (203.2mm) long.

Positive twist-lock will not open accidentally.

For all SFE fuses through 20 amp and all 3AG (AGC) fuses through 30 amp.



Part No.	Fuse Amperage	Part No.	Fuse Amperage
3031-0	Fuse not included	3031-14	14
⊖ 3031-4	4	3031-20	20
⊖ 3031-9	9	3031-30	30

No. 30147

Easy to install, easy to change.

For all ATO and ATC fuses from 3 amps through 20 amps.

#16 gauge insulated copper leads, 4" (101.60mm) long.

Brass electrical contacts.

Furnished without fuse.



Headlight Harness



⊖ **No. 4028**

Chevrolet and GMC motor home chassis harness.

Accepts one three prong headlamp and one two prong headlamp.

The harness is attached to a 3 pole Packard connector which is supplied with the vehicle chassis.

The leads are thermoplastic jacketed, No. 16 gauge wire which runs into molded plastic connectors.

Silvered bronze contacts.

Universal Wiring Connectors

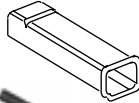
Connectors with Quick Connect Terminals

For fast wiring installations on vehicles and equipment. Molded insulators of durable, flexible polypropylene provide excellent resistance to moisture, chemicals and abrasion. Brass quick-connect terminals. Standard packaging for each part: 100 pieces per box.

One Pole, Single Body

Insulator receives one male and one female terminal.

No. 30200
Insulator.



No. 31102
Male terminal for 14-16 GA wire.



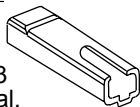
No. 31103
Female terminal for 14-16 GA wire.



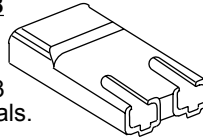
Terminal and Panel Connectors

For connecting electrical wires to button and male blade terminals on switches, panels and other electrical devices.

No. 30207
Insulator.
Receives one No. 31103 female terminal.



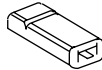
No. 30208
Insulator
Receives two No. 31103 female terminals.



One Pole, Two Piece Body

Male insulator receives one female terminal, female insulator receives one male terminal.

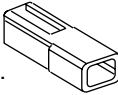
No. 30201
Male insulator.



No. 31100
Female terminal for 14-16 GA wire.



No. 30202
Female insulator.



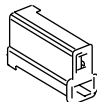
No. 31595-A
Male terminal for 14-16 GA wire.



Two Pole, Two Piece Body

Male insulator receives two female terminals, female insulator receives two male terminals.

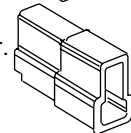
No. 30203
Male insulator.



No. 31100
Female terminal for 14-16 GA wire.



No. 30204
Female insulator.



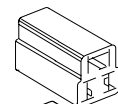
No. 31595-A
Male terminal for 14-16 GA wire.



Three Pole, Two Piece Body

Male insulator receives three female terminals, female insulator receives three male terminals.

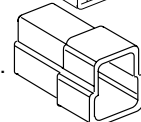
No. 30205
Male insulator.



No. 31100
Female terminal for 14-16 GA wire.



No. 30206
Female insulator.



No. 31595-A
Male terminal for 14-16 GA wire.



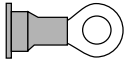
⊖ Minimum order quantity may apply.

Insulated Terminals and Connectors

Designed for fast, efficient crimp connections. Copper terminals, tin plated for maximum electrical conductivity and corrosion resistance. Vinyl insulator barrel has ridge for positioning crimping tool. Barrel is flared for easy insertion of wire. Wires are color coded by wire size.

Ring Terminals

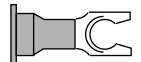
Standard Packaging: 100 terminals per box.



Part No.			
For #22-18 Gauge Wire Red Barrel	For #16-14 Gauge Wire Blue Barrel	For #12-10 Gauge Wire Yellow Barrel	Stud Size
-----	⊖ 31301	31732	#6
⊖ 31302	⊖ 31303	31733	#8
⊖ 31304	⊖ 31305	31734	#10

Snap-On Spade Terminals

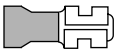
Snap onto stud: remains in position if connection becomes loose. Standard Packaging: 100 terminals per box.



Part No.			
For #22-18 Gauge Wire Red Barrel	For #16-14 Gauge Wire Blue Barrel	For #12-10 Gauge Wire Yellow Barrel	Stud Size
-----	⊖ 31321	⊖ 31735	#6
⊖ 31322	⊖ 31323	⊖ 31736	#8
⊖ 31324	⊖ 31325	⊖ 31737	#10

Female Blade Terminals

Standard Packaging: 100 terminals per box.



Part No.			
For #22-18 Gauge Wire Red Barrel	For #16-14 Gauge Wire Blue Barrel	For #12-10 Gauge Wire Yellow Barrel	Blade Width
⊖ 31340	⊖ 31341	⊖ 31738	.250" (6.35mm)

Butt Connectors


For efficient two wire connections. Standard packaging: 50 connectors per box.



Part No.			
For #22-18 Gauge Wire Red Barrel	For #16-14 Gauge Wire Blue Barrel	For #12-10 Gauge Wire Yellow Barrel	Blade Width
⊖ 30219	⊖ 30220	⊖ 30238	1.00" (25.40mm)

Moisture Resistant Butt Connectors

Weather resistant connections are made quickly and easily without using an outside heat source or additional protective material.



Part No.	Wire Gauges	Color Codes
⊖ 30241	12-10	Yellow
30240	16-14	Blue
⊖ 30239	22-18	Red

Terminals

Bullet Terminals

Standard packaging: 100 terminals per box.



No. 3050
Brass, male,
for 14-16 gauge wire.



No. 3055
Brass, male,
for 14-16 gauge wire.



No. 3056
Brass, male,
for 12 gauge wire.



No. 3125
Brass, female,
for 14-18 gauge wire.

Line Connector for Bullet Terminals

Standard packaging: 25 terminals per box.

No. 3013

Bakelite - mates with No. 3055 and No. 3056 bullet terminals - connects three wires, one wire common to two leads.



Spark Plug and Distributor Terminals for 7mm Terminal Hole Size

Standard packaging: 50 terminals per box.



No. 3107
Angle snap-on, plated steel.



No. 3105 Solderless
Snap-on, plated steel.

Clamps, Cleats, Clips and Ties

For fast, efficient installation of wire, cable, conduit, etc.

Steel Clamp

Plastic coated for corrosion protection.



Part No.	Inside Dia.	Mounting Hole Dia.
31230	.187" (4.74mm)	.281" (7.13mm)
31231	.250" (6.35mm)	.281" (7.13mm)
31232	.312" (7.92mm)	.281" (7.13mm)
31233	.437" (11.09mm)	.281" (7.13mm)
31234	.562" (14.27mm)	.281" (7.13mm)
31235	.750" (19.05mm)	.250" (6.35mm)
31236	.875" (22.22mm)	.281" (7.13mm)
31237	1.187" (30.14mm)	.343" (8.71mm)

Nylon Clamp

Inside edges beveled.



Part No.	Inside Dia.	Mounting Hole Dia.
31240	3/16" (4.76mm)	.167" (4.27mm)
31241	1/4" (6.35mm)	.167" (4.27mm)
31242	5/16" (7.93mm)	.167" (4.27mm)
31243	3/8" (9.52mm)	.167" (4.27mm)
31244	1/2" (12.70mm)	.167" (4.27mm)
31245	5/8" (15.87mm)	.203" (5.15mm)
31246	3/4" (19.05mm)	.203" (5.15mm)

Steel Clamp

Coated for corrosion resistance.



Part No.	Inside Dia.	Mounting Hole Dia.
No. 3120	5/16" (7.93mm)	13/32" (10.31mm)
No. 31015	5/16" (7.93mm)	9/32" (7.13mm)
No. 31017	7/16" (11.11mm)	13/32" (10.13mm)
No. 31018	9/16" (14.28mm)	9/32" (7.13mm)
No. 31019	9/16" (14.28mm)	1/4" (6.35mm)

Steel Cleat

Plastic coated for corrosion protection.



Part No.	Inside Dia.	Mounting Hole Dia.
No. 31200	1/4" (6.35mm)	13/64" (5.15mm)
No. 31201	3/8" (9.52mm)	13/64" (5.15mm)
No. 31202	1/2" (12.70mm)	13/64" (5.15mm)
No. 31203	5/8" (15.87mm)	17/64" (6.74mm)
No. 31204	3/4" (19.05mm)	17/64" (6.74mm)
31205	1" (25.40mm)	17/64" (6.74mm)

Steel Cleat

Plastic coated for corrosion resistance.



Part No.	Inside Dia.	Mounting Hole Dia.
No. 3160	1/4" (6.35mm)	13/64" (5.15mm)
3161	3/8" (9.52mm)	13/64" (5.15mm)
No. 3162	1/2" (12.70mm)	13/64" (5.15mm)
No. 3163	5/8" (15.87mm)	17/64" (6.74mm)
No. 3164	3/4" (19.05mm)	17/64" (6.74mm)

Steel Wiring Clip

No. 3118

Plated for corrosion resistance.

Snap-on design holds clip in place with integral teeth on material up to 3/16" (4.76mm) thick.

1/2" (12.7mm) wide x 1 1/2" (38.1mm) long.



Nylon Cable Ties



For securing and positioning cables, wires and tubing.

Self-locking design holds securely.

Standard packaging 50 ties per box.

Part No.	Bundle Dia.	Length of Tie
31117	15/16" (23.81mm)	4" (101.60mm)
31118	1 1/4" (31.75mm)	5 1/2" (139.70mm)
31119	1 1/4" (44.45mm)	7 1/2" (190.50mm)