

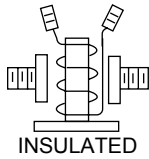


Solenoids

Intermittent Duty

Continuous Duty



200 amp Continuous Duty Solenoids • SPST • Normally open contacts • One circuit: Off-On


Contacts: silver.
Housing: plated steel.
Contact terminal: 5/16"-24 thread.
Bracket mounting holes: 5/16" x 19/32",
 2 13/64" on centers.



No. 24143 12 volt
 Rated at 200 amps.

No. 24144 24 volt
 Rated at 200 amps
 (carry only, not to break
 200 amps at 24 VDC).

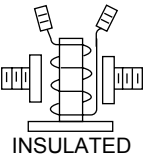
Intermittent Duty Solenoids • SPST • Normally open contacts • One circuit: Off-On

Contacts: copper.
Housings: plated steel and phenolic.

Terminals: copper; small ignition and ground terminals are 10-32 thread, large contact terminals are 5/16" - 24 thread, with hex nuts and lock washers included.

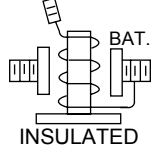
Intermittent Duty • 120 amps make • 65 amps break • 10 secs. on - 30 min. off

**24
Volts**



**No. 24008
Steel Housing**
 Bracket mounting holes
 5/16" x 19/32", 2 13/64"
 on centers.

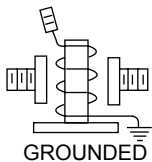
**24
Volts**



**No. 24104
Steel Housing**
 Bracket mounting
 holes 5/16" x 19/32",
 2 13/64" on centers.

Intermittent Duty • 750 amps make • 100 amps break • 10 secs. on - 20 min. off

**12
Volts**



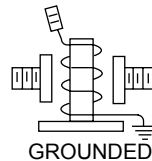
For plasticized model
 see No. 24071 pg. 58.

**No. 24037
Steel Housing**
 Bracket mounting
 holes 5/16" x 19/32",
 2 13/64" on centers.



**No. 24022
Phenolic Housing**
 Bracket mounting
 holes 9/32" x 25/64",
 2 7/64" on centers.

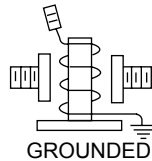
**12
Volts**



**No. M-202
Steel Housing**
 Bracket mounting
 holes 5/16" x 19/32",
 2 13/64" on centers.

MARINE CONSTRUCTION
 Clear dichromate protective finish.
 Brass hex nuts and lock washers.

**12
Volts**

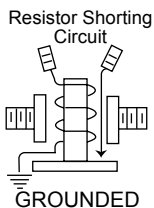


**No. 24044
Steel Housing**
 Bracket mounting
 holes 5/16" x 19/32",
 2 1/8" on centers.



**⊖ No. 24020
Phenolic Housing**
 Bracket mounting holes
 9/32" x 11/16", 2 1/8" on
 centers.

**12
Volts**

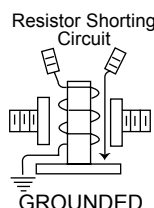


**No. 24103
Steel Housing**
 Contact terminal
 5/16"-24 thread,
 bracket mounting
 holes 5/16" x 19/32",
 2 13/64" on centers.



**No. 24021
Phenolic Housing**
 Contact terminal
 5/16"-24 thread,
 bracket mounting
 holes 9/32" x 1/2",
 2 13/64" on centers.

**12
Volts**



**⊖ No. 24138
Phenolic Housing**
 Contact terminal
 5/16"-18 thread,
 bracket mounting holes
 9/32" x 11/16", 2 7/64"
 on centers.

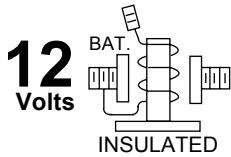
With breather

Intermittent Duty Solenoids • SPST • Normally open contacts • One circuit: Off-On

Contacts: copper.
Housings: plated steel and phenolic.

Terminals: copper; small ignition and ground terminals are 10-32 thread, large contact terminals are 5/16" - 24 thread, with hex nuts and lock washers included.

Intermittent Duty • 750 amps make • 100 amps break • 10 secs. on - 20 min. off

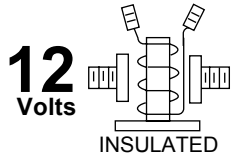


**No. 24046
Steel Housing**
 Bracket mounting
 holes 5/16" x 19/32",
 2 13/64" on centers.



**No. 2430
Phenolic Housing**
 Bracket mounting
 holes 9/32" x 1/2",
 2 13/64" on centers.

For plasticized model see No. 24077 pg. 58.

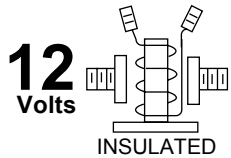


**No. 24047
Steel Housing**
 Bracket mounting
 holes 5/16" x 19/32",
 2 13/64" on centers.

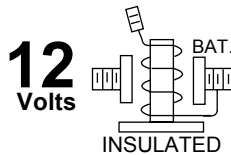


**No. 24023
Phenolic Housing**
 Bracket mounting
 holes 9/32" x 3/4",
 2 13/64" on centers.

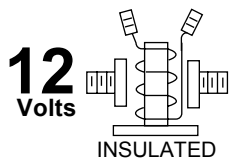
For plasticized model see No. 24076 pg. 58.



**No. M-200
Steel Housing**
 Bracket mounting
 holes 5/16" x 19/32",
 2 13/64" on centers.



**No. 24060
Steel Housing**
 Bracket mounting
 holes 5/16" x 19/32",
 2 13/64" on centers.

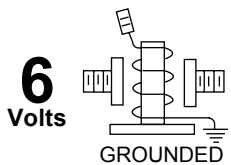


**No. M-200-01
Steel Housing**
 Bracket mounting
 holes 5/16" x 19/32",
 2 13/64" on centers.

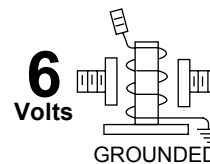


Intermittent Rating: 750 amps make,
 100 amps break
 10 seconds On,
 30 minutes off

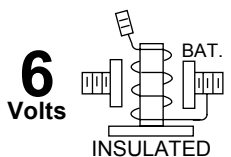
Intermittent Duty • 750 amps make • 100 amps break • 10 secs. on - 20 min. off



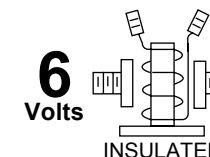
**No. 24041
Steel Housing**
 Bracket mounting
 holes 5/16" x 19/32",
 2 1/8" on centers.



**No. 24039
Steel Housing**
 Bracket mounting
 holes 5/16" x 19/32",
 2 1/8" on centers.



**⊖ No. 24055
Steel Housing**
 Bracket mounting
 holes 5/16" x 19/32",
 2 13/64" on centers.



**⊖ No. 24043
Steel Housing**
 Bracket mounting
 holes 5/16" x 19/32",
 2 1/8" on centers.

Continuous Duty Solenoids • SPDT • Normally open and normally closed contacts

For forward and reverse systems in golf carts, garden tractors, fork lift trucks, winch operation, etc.

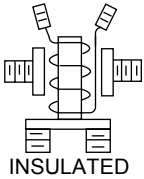
Housings: steel.

Contact terminal: 5/16"-24 thread.

Bracket mounting holes: 5/16" x 19/32", 2 13/64" on centers.

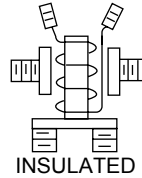
Continuous Duty
Normally closed contacts • 35 amps
Normally open contacts • 85 amps

36
Volts



No. 24400

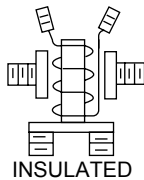
12
Volts



No. 24401

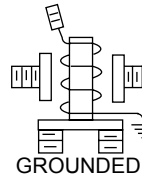
For
plasticized
model see
No. 24401-04
page 58.

24
Volts



No. 24402

12
Volts

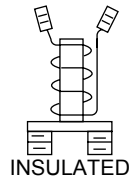


No. 24401-01

Continuous Duty Solenoid • SPST • Normally closed contacts

Continuous Duty
Normally closed contacts • 35 amps

12
Volts



No. 24420

Latching Solenoid

Continuous Duty • For 12 VDC systems • Requires less than 3.5 amps to operate • Compact, mounts in tight locations.

No heat is generated because coil is taken out of circuit.

Electrical Rating

110 amps continuous (carry only).

No. 24200

Case: plated steel.

Terminals: small terminals 10-32 thread, large terminals 5/16"-24 thread, hex nuts and lockwashers included.

Bracket mounting holes: .281" (7.16mm) x .310" (7.87mm), 2.20" (55.88mm) on centers.

How it works:

1. Actuate a momentary switch to close the solenoid's contacts, allowing current to flow.
2. Once the momentary switch is actuated, the circuit remains closed.
3. A second actuation of the momentary switch re-opens the circuit.



Application Information

Remotely operated battery isolator

Can be used to isolate one battery from another in a two battery system and prevent battery power loss or drain. The No. 24200 will not produce voltage drop typically associated with battery isolators because of its electro-mechanical characteristics (i.e. not relying on diodes) to perform the isolating function. In this application, No. 24200 is used in conjunction with a momentary switch.

Remote battery disconnect switch.

Can be used as a battery disconnect switch where vehicle wiring constraints do not allow for the location of heavy gauge wires. In this application, No. 24200 is used in conjunction with a momentary switch located on a panel or dash.

Continuous Duty Solenoids • SPST • Normally open contacts • One circuit: Off-On

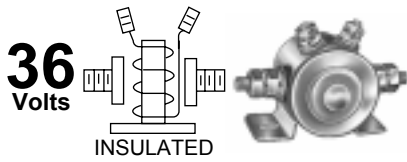
Contacts: copper.

Ignition and ground terminals: copper, 10-32 thread, hex nuts and lock washers included.

Housings: plated steel.

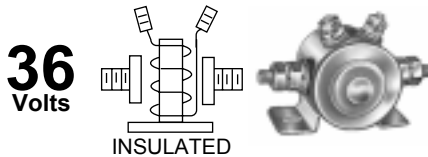
Contact terminals: copper, 5/16" - 24 thread, hex nuts and lock washers included.

Continuous Duty • 85 amps



No. 24080 Steel Housing
Bracket mounting holes 9/32" x 11/16", 2 7/64" on centers.

For plasticized model see No. 24135 pg. 58.

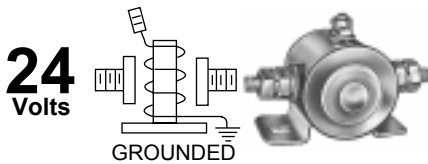


No. 24080-01 Steel Housing
Bracket mounting holes 9/32" x 11/16", 2 7/64" on centers.

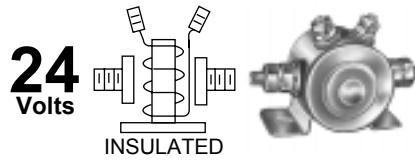


Continuous Rating: 65 amps 36 VDC
Intermittent Rating: 120 amps make, 65 amps break, 10 seconds On, 30 minutes off

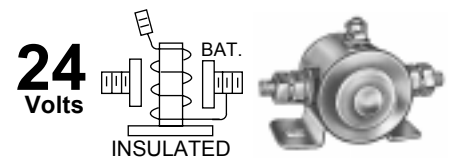
Continuous Duty • 85 amps



No. 24124 Steel Housing
Bracket mounting holes 5/16" x 19/32", 2 13/64" on centers.

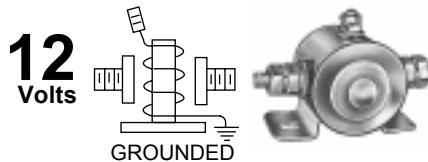


No. 24063 Steel Housing
Bracket mounting holes 5/16" x 19/32", 2 13/64" on centers.
For plasticized model see No. 24063-08 pg. 58.

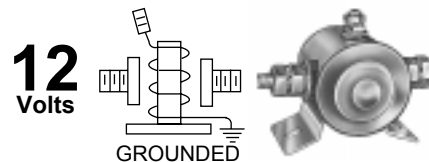


No. 24107 Steel Housing
Bracket mounting holes 5/16" x 19/32", 2 13/64" on centers.

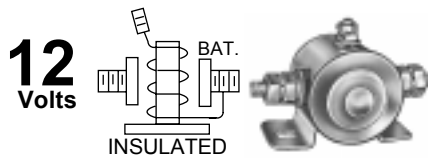
Continuous Duty • 85 amps



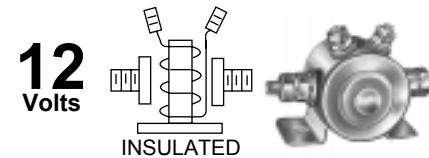
No. 24106 Steel Housing
Bracket mounting holes 5/16" x 19/32", 2 13/64" on centers.



No. 24082 Steel Housing
Bracket mounting holes 5/16" x 19/32", 2 1/8" on centers.

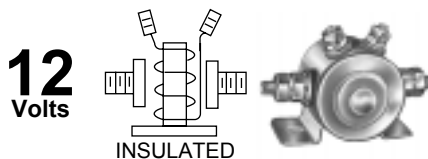


No. 24115 Steel Housing
Bracket mounting holes 5/16" x 19/32", 2 13/64" on centers.



No. 24059 Steel Housing
Bracket mounting holes 5/16" x 19/32", 2 13/64" on centers.

For plasticized model see No. 24117 pg. 58.

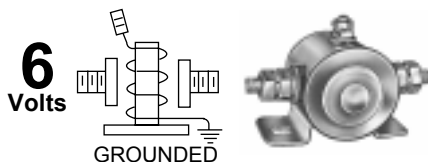


No. 24059-08 Steel Housing
Bracket mounting holes 5/16" x 19/32", 2 13/64" on centers.

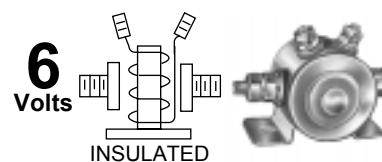


Continuous Rating: 65 amps 12 VDC
Intermittent Rating: 750 amps make, 100 amps break, 10 seconds On, 30 minutes off

Continuous Duty • 85 amps



No. 24105 Steel Housing
Bracket mounting holes 5/16" x 19/32", 2 13/64" on centers.



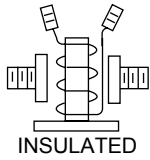
No. 24097 Steel Housing
Bracket mounting holes 5/16" x 19/32", 2 13/64" on centers.

Plasticized Steel Housing Solenoids

Intermittent Duty • SPST • Normally open contacts • One circuit: Off-On

Intermittent Duty • 750 amps make • 100 amps break • 10 secs. on - 20 min. off

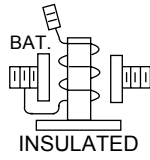
**12
Volts**



No. 24076

Bracket mounting holes 5/16" x 19/32", 2 13/64" on centers. Contact terminal: 5/16"-24 thread.

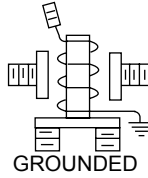
**12
Volts**



No. 24077

Bracket mounting holes 5/16" x 19/32", 2 13/64" on centers. Contact terminal: 5/16"-24 thread.

**12
Volts**



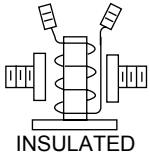
No. 24071

Bracket mounting holes 5/16" x 19/32", 2 13/64" on centers. Contact terminal: 5/16"-24 thread.

Continuous Duty • SPST • Normally open contacts • One circuit: Off-On

Continuous Duty • 85 amps

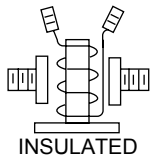
**36
Volts**



No. 24135

Bracket mounting holes 5/16" x 19/32", 2 13/64" on centers. Contact terminal: 5/16"-24 thread.

**36
Volts**



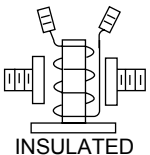
No. 24135-01

Bracket mounting holes 5/16" x 19/32", 2 13/64" on centers. Contact terminal: 5/16"-24 thread.



Continuous Rating: 65 amps 36 VDC
Intermittent Rating: 120 amps make,
65 amps break,
10 seconds On,
30 minutes off

**24
Volts**



No. 24063-08

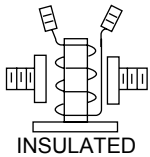
Bracket mounting holes 5/16" x 19/32", 2 13/64" on centers. Contact terminal: 5/16"-24 thread.



Continuous Rating: 65 amps 24 VDC
Intermittent Rating: 120 amps make,
65 amps break,
10 seconds On,
30 minutes off

Continuous Duty • 85 amps

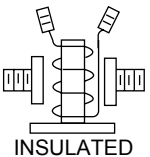
**12
Volts**



No. 24117

Bracket mounting holes 5/16" x 19/32", 2 13/64" on centers. Contact terminal: 5/16"-24 thread.

**12
Volts**



No. 24117-01

Bracket mounting holes 5/16" x 19/32", 2 13/64" on centers. Contact terminal: 5/16"-24 thread.

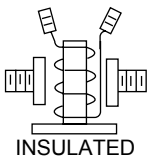


Continuous Rating: 65 amps 12 VDC
Intermittent Rating: 750 amps make,
100 amps break,
10 seconds On,
30 minutes off

Continuous Duty • SPDT • Normally open and normally closed contacts

Continuous Duty • normally closed contacts 35 amps • normally open contacts 85 amps

**12
Volts**



No. 24401-04

Bracket mounting holes 5/16" x 19/32", 2 13/64" on centers. Contact terminal: 5/16"-24 thread.