



# Toggle & Rocker Switches


**Headlamp**

**Day and Night  
Marker Lamp**

**Heater/Defroster**

**Momentary**

**Grounding**



## Cole Hersee Toggle and Rocker Switches

Cole Hersee toggle and rocker switches are manufactured in many different configurations to handle all vehicle and equipment applications.

Toggle switches are available with ball, short or long handles, paddle and illuminated actuators. Housings are plastic, plastic/metal combination or die cast.

Rocker switches can be either snap-in or bracket mounted. Actuators can be illuminated or imprinted, contain pilot lights or have both pilot lights and imprinting. Housings are usually plastic and can also be plastic with a metal bezel or mounting bracket.

## Special Applications

**Signalling Switches** - Designed to momentarily turn lights on or off, signalling switches are used in trucks to control marker lights.

For night use select an ON-MOMENTARY OFF switch.

For day use select an OFF-MOMENTARY ON switch.

Cole Hersee toggle switch No. 55071 provides both day and night signalling capabilities in a single switch.

**Reversing Switches** - Used to reverse the polarity on an electric motor to provide a change in rotation.

A MOMENTARY ON-OFF-MOMENTARY ON switch is used for applications such as raising and lowering a tailgate, platform or radio antenna.

**Headlamp Switches** - Control battery power, parking lights, tail lights and head lights. Various types of circuitry are available.

## Weather Resistant Features

Plasticized toggle switches and toggle switches with O ring seals are available both as standard and special order products. Boot seals are sold as accessories or can be furnished with special order switches.



### Plasticized Switches

A PVC (polyvinyl chloride) coating is applied to the switch body for effective sealing and protection from moisture, dirt, etc. Plasticized switches are usually furnished with wire leads, which permits complete covering and insulation of the terminals. Other terminations are available.



### O Rings

Neoprene seals within the mounting stem protect against moisture and dirt from entering around the base of the actuator handle.



### Silicone Boot Seals

Durable silicone rubber boots fit over toggle handles and fasten securely to the mounting stem. Makes any standard toggle switch adaptable for use in applications where moisture, dirt and similar elements are present. Available in two styles, one covers the entire toggle handle, the other allows the handle to protrude.



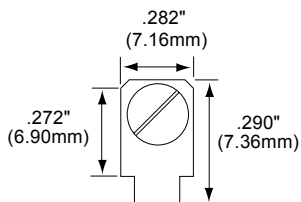
## Terminations

Cole Hersee toggle and rocker switches are generally furnished with either screw terminals, male blade terminals or wire leads.

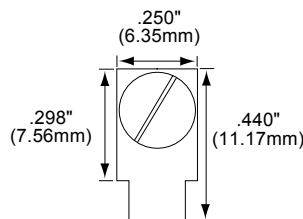
Upon special order, other terminal variations are available (where applicable), including solder lugs, male bullet, wide or narrow male blades, wire leads with insulated terminals attached, male blades arranged to accept multipole connectors, etc.

### Standard screw terminals

For bare wire or terminal connections.



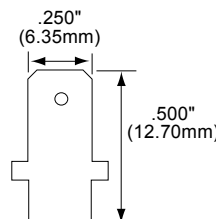
Brass screw and terminal, 6-32 thread. Used on switches with plastic housings.



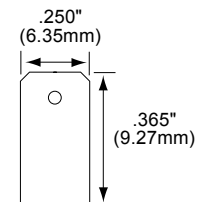
Plated steel screw, lockwasher and terminal. Used on switches with die cast housing.

### Standard male blade terminals

Mate with standard female blade connectors.



Brass terminal. Used on all switches except dual wide body and single narrow body switches and pilot lights.



Copper terminal. Used on dual wide body and single narrow body switches and pilot lights.

**SP Single Pole**

A switch device that opens, closes or changes connection in a single conductor of an electrical circuit.

**DP Double Pole**

A switch device that opens, closes or changes connection two conductors of an electrical circuit.

**ST Single Throw**

A switch that opens, closes or completes a circuit at only one of the extreme positions of its actuator.

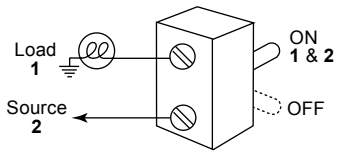
**DT Double Throw**

A switch that opens, closes or completes a circuit at both extreme positions of its actuator.

**Toggle and rocker switches are usually classified by the number of poles and throws to identify their basic operation.**

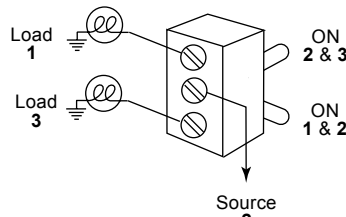
### Schematics

**Single pole, single throw** switches control a single wire circuit.

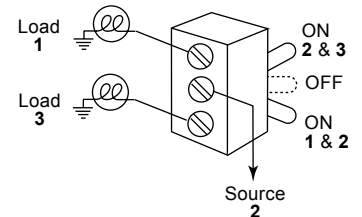


**S.P.S.T.** - Two positions: OFF-ON

**Single pole, double throw** switches control two single wire circuits permitting only one circuit to be energized at a time.

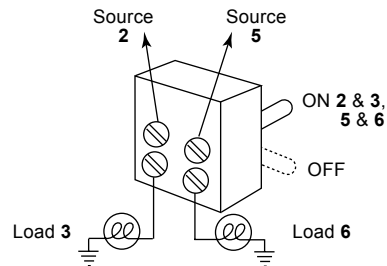


**S.P.D.T.**  
Two positions: ON-ON



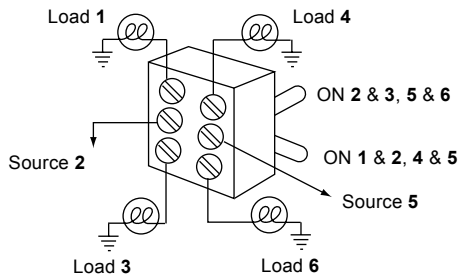
**S.P.D.T.**  
Three positions: ON-OFF-ON

**Double pole, single throw** switches control two circuits simultaneously. Circuits are ON at the same time, OFF at the same time and may be of different voltages from separate sources.

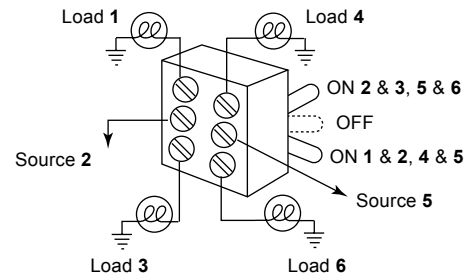


**D.P.S.T.** - Two positions: OFF-ON

**Double pole, double throw** switches control four circuits, permitting only two circuits to be energized at a time.



**D.P.D.T.** - Two positions: ON-ON



**D.P.D.T.** - Three positions: ON-OFF-ON

## Heavy Duty Toggle Switches • Single Pole • Universal Applications

Electrical Rating • 25 amps at 12 VDC

**Mounting stem:** nickel plated brass, 1/32"-32 thread, 1 1/2" (11.90mm) long.

**Panel thickness:** up to 1/4" (6.35mm) thick, except where noted.

**Handles:** nickel plated brass, standard or long.

**Terminations:** screw or blade terminals, wire leads.

**Housing:** plastic with plated steel cap.

**Mounting hardware:** nickel plated brass.

**Contacts:** silver.

**Keyway:** located in down position.



Standard handle:  
1 1/16" (17.46mm)  
long.



Long handle:  
1 1/2" (38.10mm)  
long.



Plasticized housing  
with wire leads.

### Single Pole, Single Throw

Part No.	Up	Down	Terminals	Handle
5582	On	Off	2 screw	Std.
55014	On	Off	2 blade	Std.
5520†	On	Off	2 screw	Std.
O-ring seal in stem				
55014-05†	On	Off	2 blade	Std.
5582-10†	On	Off	2 8" leads	Std.
Plasticized housing, O-ring seal in stem				
55055-01†	On	Off	2 screw	Long
55055†	On	Off	2 blade	Long
55023	On	Off	2 screw w/2 blade attached	Std.

†Mounting stem 1/32" (8.73mm) long.  
Fits panels through 3/16" (4.76mm) thick.

### Single Pole, Single Throw - Momentary

Part No.	Up	Center	Down	Terminals	Handle
55020	Off	Mom. On	-----	2 screw	Std.
55037	Off	Mom. On	-----	2 blade	Std.
55052-01	On	Mom. Off	-----	2 blade	Long
55049-01†	Mom. Off	-----	On	2 blade	Std.

†Mounting stem 1/32" (8.73mm) long.  
Fits panels through 3/16" (4.76mm) thick.

### Single Pole, Double Throw

Part No.	Up	Center	Down	Terminals	Handle
5584	On	-----	On	3 screw	Std.
55015	On	-----	On	3 blade	Std.
5586	On	Off	On	3 screw	Std.
55016	On	Off	On	3 blade	Std.
⊕ 55036-02†	On	Off	On	3 9.5" leads	Std.
55016-06	On	Off	On	3 blade	Std.
O-ring seal in stem					
55036	On	Off	On	3 9.5" leads	Std.
Plasticized housing. Leads have tinned brass terminals.					

†Mounting stem 1/32" (8.73mm) long.  
Fits panels through 3/16" (4.76mm) thick.

### Single Pole, Double Throw - Momentary

Part No.	Up	Center	Down	Terminals	Handle
55088	On	Off	Mom. On	3 screw	Std.
55021	Mom. On	Off	Mom. On	3 screw	Std.
55033-01	Mom. On	Off	Mom. On	3 blade	Std.
55021-08	Mom. On	Off	Mom. On	3 screw	Long
55033-02	Mom. On	Off	Mom. On	3 blade	Long
55021-07†	Mom. On	Off	Mom. On	3 8" leads	Std.
Plasticized housing, O-ring seal in stem					
55021-04	Mom. On	Off	Mom. On	3 screw	Std.
O-ring seal in stem					

†Mounting stem 1/32" (8.73mm) long.  
Fits panels through 3/16" (4.76mm) thick.

## Lighted Toggle Switches

Tip of toggle illuminated red in On position, illuminated clear in Off position.

Electrical Rating • 25 amps at 12 VDC



**Mounting stem:** 1/32"-32 thread.

**Handle:** black plastic.

**Terminals:** blade.

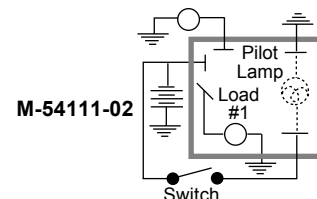
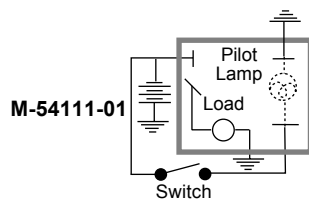
**Housing:** black plastic.

**Mounting hardware:** nickel plated brass.

**Contacts:** silver.

**Keyway:** located in down position.

Part No.	Up	Center	Down	Terminals
<b>SPST</b>				
M-54111-01	On	---	Off	4 blade
<b>SPDT</b>				
M-54111-02	On	Off	On	5 blade



**Heavy Duty Toggle Switches • Double Pole • Universal Applications**

Electrical Rating • 25 amps at 12 VDC

**Mounting stem:** nickel plated brass, <sup>15</sup>/<sub>32</sub>"-32 thread, <sup>15</sup>/<sub>32</sub>" (11.90mm) long.  
**Panel thickness:** through 1/4" (6.35mm) thick.  
**Handles:** nickel plated brass, standard or long.  
**Terminals:** screw or blade.

**Housing:** plastic with plated steel cap.  
**Mounting hardware:** nickel plated brass face nut and hex nut.  
**Contacts:** silver.  
**Keyway:** located in down position.



Standard handle:  
1 1/16" (17.46mm) long.



Long handle:  
1 1/2" (38.10mm) long.

**Double Pole, Single Throw**

Part No.	Up	Down	Terminals	Handle
5588	On	Off	4 screw	Std.
55017	On	Off	4 blade	Std.
55017-02	On	Off	4 blade	Std.

"O" ring seal in stem

**Double Pole, Double Throw**

Part No.	Up	Center	Down	Terminals	Handle
5590	On	----	On	6 screw	Std.
55018	On	----	On	6 blade	Std.
5592	On	Off	On	6 screw	Std.
55019	On	Off	On	6 blade	Std.
55057	On	Off	On	6 blade	Long

**Double Pole, Double Throw-Momentary**

Part No.	Up	Center	Down	Terminals	Handle
55081	Mom. On	Off	On	6 blade	Std.
55054	Mom. On	Off	Mom. On	6 screw	Std.
55065-03	Mom. On	Off	Mom. On	6 blade	Std.
55054-04	Mom. On	Off	Mom. On	6 screw	Long
55065-02	Mom. On	Off	Mom. On	6 blade	Long

**Reversing (polarity) switches for changing direction of permanent magnet electric motors.**

**Double Pole, Double Throw**

Part No.	Up	Down	Terminals	Handle
55018-01	On	On	4 blade	Std.

**Double Pole, Double Throw-Momentary**

Part No.	Up	Center	Down	Terminals	Handle
55046	Mom. On	Off	Mom. On	4 blade	Std.
55046-04	Mom. On	Off	Mom. On	4 blade	Long

**Medium Duty Toggle Switches • Off-On • Single Pole • Universal Applications**

Electrical Rating • 10 amps at 12 VDC

**Mounting stem:** <sup>15</sup>/<sub>32</sub>"-32 thread, <sup>15</sup>/<sub>32</sub>" (11.90mm) long.  
**Panel thickness:** through 1/4" (6.35mm) thick.  
**Handles:** chrome and nickel plated brass, ball or bat.  
**Terminals:** screw or blade.

**Housing:** plastic with plated steel cap.  
**Mounting hardware:** chrome and nickel plated brass.  
**Contacts:** silver.  
**Keyway:** located in down position.



Ball handle  
3/8" (9.52mm)  
long.



Bat handle  
1 1/16" (17.46mm)  
long.

**Chrome plated brass mounting stem, handle and face nut.**

Part No.	Terminals	Handle
M-493	2 screw	Ball
M-484	2 screw	Bat
M-586	2 blade	Bat
⊖ M-593	2 6" leads	Ball
M-584	2 6" leads	Bat

**Nickel plated brass mounting stem, handle and face nut.**


Part No.	Terminals	Handle
5507	2 screw	Ball
5558	2 screw	Bat
55012	2 blade	Ball
55013	2 blade	Bat
5568	2 6" leads	Ball
5570	2 6" leads	Bat

No. M-484 is available in panel assemblies.



## Heavy Duty and Extra Heavy Duty Toggle Switches

Single and Double Pole • Bracket or Stem Mounting • Universal Applications



**Stem mounting:**  $1\frac{5}{32}$ " - 32 thread, .240" (6.09mm) long with keyway.

**Bracket mounting:** .170" (4.32mm) dia. holes on 1.72" (43.69mm) centers.

**Panel thickness:** through  $\frac{3}{16}$ " (4.76mm) thick.

**Handle:** chrome plated brass, 1  $\frac{1}{16}$ " (26.98mm) long.

**Terminals:** screw and blade.


**Housing:** die cast.

**Mounting hardware:** plated steel hex nut.

**Contacts:** heavy duty switches, copper and bronze - extra heavy duty switches, silver plated.

### Heavy Duty Switches



Electrical Rating • 20 amps at 6-12 VDC

Part No.		Up	Center	Terminals
551800	SPST	On	Off	2 screw
 551000	SPST	On	Off	2 blade
M-594	SPST	On	Off	2 screw
Golden dichromate dip housing, brass terminals.				
551801	SPST	Mom. On	On	2 screw
551001	SPST	Mom. On	Off	2 blade

Part No.		Up	Center	Down	Terminals
551802	SPDT	On	Off	On	3 screw
M-595	SPDT	On	Off	On	3 screw
Golden dichromate dip housing, brass terminals.					
551805	DPST	On	Off	-----	4 screw
551806	DPDT	On	Off	On	6 screw

#### SPST Grounding Switches

ON, contacts closed, terminal grounded to housing.  
OFF, contacts open.

Part No.	Up	Center	Terminals
 551014	On	Off	1 blade
 551015	Mom. On	Off	1 blade

### Extra Heavy Duty Switches

Electrical Ratings • 30 amps at 6-12 VDC • 15 amps at 24-36 VDC

#### Application Information

The following switches can be used for, but are not limited to, the applications noted.

**Signalling-Day:** 551841

**Signalling-Night:** 551851

**Signalling and Marker Lamp:** 551855

**Heater/Defroster (no resistors):** 551852

**Headlamp Switch:** 551849


††Circuitry:

OFF - PARK & TAIL - HEAD & TAIL

**Magneto Ignition & Battery Start:** 551862

†††Circuitry: OFF - RUN - START

Spring return to RUN

Part No.		Up	Center	Down	Terminals
551840	SPST	On	Off	----	2 Screw
551841	SPST	Mom. On	Off	----	2 Screw
551851	SPST	Mom. Off	On	----	2 Screw
 551861	SP2C	On #1 & 2	Off	----	3 Screw
551850	SPDT	On	On	----	3 Screw
551842	SPDT	On	Off	On	3 Screw
551843	SPDT	On	Off	Mom. On	3 Screw
551844	SPDT	Mom. On	Off	Mom. On	3 Screw
551855	SP1C	Mom. Off	On	Off	2 Screw
551852	SP2C	On #2	On #1	Off	3 Screw
551849	SP3C††	On #2 & 3	On #1 & 3	Off	4 Screw
551862	DP2C†††	Mom. On	On	Off	4 Screw
551845	DPST	On	Off	----	4 Screw
551846	DPDT	On	Off	On	6 Screw

## Freightliner Replacement Toggle Switches • Terminals arranged for OEM wiring connectors.

Electrical Rating • 25 amps at 12 VDC



**With bracket.**



**Without bracket.**

**Mounting stem:**  $1\frac{5}{32}$ "-32 thread.

**Panel thickness:** to .093" (2.38mm) with spacer provided or to .25" (6.35mm) without spacer.

**Handle:** black plastic, matte finish, 1" (25.40mm) long.

**Terminals:** tin plated blade.

**Housing:** black plastic with metal cap.

**Mounting hardware:** black nickel plated face nut.

**Contacts:** silver.

**Keyway:** located in down position.

Part No. w/bracket		Up	Center	Down	Terminals
59024-33	SPST	On	Off	---	2
59024-34	SPDT	On	Off	On	3
59024-35	DPST	On	Off	---	4
59024-37	DPST	---	On	Mom. Off	4
59024-36	DPDT	On	Off	On	6
59024-38	DPDT	Mom. On	On	Mom. On	6

Part No. w/o bracket		Up	Center	Down	Terminals
59024-12	SPST	On	Off	---	2
59024-13	SPDT	On	Off	On	3
59024-14	DPST	On	Off	---	4
59024-16	DPST	---	On	Mom. Off	4
59024-15	DPDT	On	Off	On	6

## Weather Resistant Toggle Switches • Standard and Lighted • Single and Double Pole

Electrical Rating • 25 amps at 12 VDC

**Mounting stem:** 15/32"-32 thread, 15/32" (11.90mm) long.  
**Panel thickness:** up to 1/8" (31.77mm) thick.  
**Terminals:** screw and blade.  
**Housing:** black plastic.

**Mounting hardware:** black nickel plated face nut, hex nut.  
**Contacts:** silver.  
**Keyway:** located in down position.



**Standard Switches**  
**Handle:** black nylon, 1 1/16" (17.46mm) long.



**Lighted Switches**  
**Handle:** translucent, 1 1/16" (17.46mm) long.

### Standard Switches

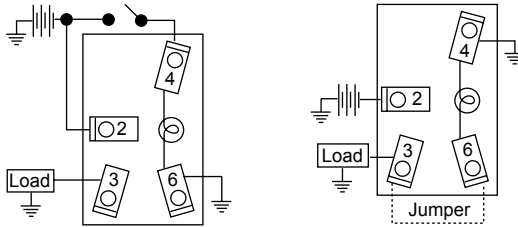
Screw Terminals	Blade Terminals		Up	Center	Down	No. of Terms.
54100	54100-01	SPST	On	Off	-----	2
54101	54101-01	SPST	Mom. On	-----	Off	2
54103	54103-01	SPDT	On	Off	On	3
54104	54104-01	SPDT	Mom. On	Off	Mom. On	3
54105	54105-01	DPST	On	Off	-----	4
54107	54107-01	DPDT	On	Off	On	6

Lighted switches can be wired for either dependent or independent operation.  
**Dependent** - illuminated when switch is actuated.  
**Independent** - not controlled by operation of the switch.

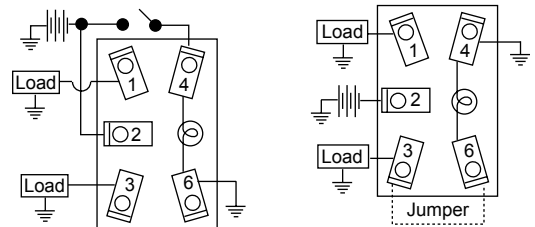
### Switches with illuminated handles • O-ring seal in bushing.

Screw Terminals	Blade Terminals		Up	Center	Down	No. of Terms.
54109	54109-01	SPST	On/Red	-----	Off/White	4
54110	54110-01	SPDT	On/Red	Off/White	On/White	5

**54109 & 54109-01**  
 Independent illuminated handle      Dependent illuminated handle



**54110 & 54110-01**  
 Independent illuminated handle      Dependent illuminated handle



## 1" Paddle Handle Toggle Switches • Single and Double Pole

Electrical Rating • 25 amps at 12 VDC

**Mounting stem:** 15/32"-32 thread.  
**Panel thickness:** to 1/4" (6.35mm) thick.  
**Handle:** black plastic, matte finish, 1" (25.40mm) long.  
**Terminals:** brass, screw or blade.  
**Housing:** black plastic, plated steel cap.

**Mounting hardware:** black knurled face nut, hex nut.  
**Contacts:** silver.  
**Keyway:** located in down position.



### Single Pole - Single Throw

Part No. 2 Screw Terminals	Part No. 2 Blade Terminals	Up	Down
59024-200	59024-100	On	Off
59024-201*	59024-101*	On	Off
59024-202	59024-102	Mom. On	Off
59024-244	59024-144	Off	Mom. On

\* O-ring seal in stem.

### Single Pole - Double Throw

Part No. 3 Screw Terminals	Part No. 3 Blade Terminals	Up	Center	Down
59024-204	59024-104	On	-----	On
59024-206	59024-106	On	Off	On
59024-208	59024-108	Mom. On	Off	Mom. On

### Double Pole - Single Throw

Part No. 4 Screw Terminals	Part No. 4 Blade Terminals	Up	Down
59024-210	59024-110	On	Off
	59024-146	Off	Mom. On

### Double Pole - Double Throw

Part No. 6 Screw Terminals	Part No. 6 Blade Terminals	Up	Center	Down
59024-216	59024-116	On	-----	On
59024-218	59024-118	On	Off	On

Reversing (polarity) switch for changing direction of permanent magnet electric motors.

### Double Pole - Double Throw • 4 Blade Terminals

Part No.	Up	Center	Down
59024-126	Mom. On	Off	Mom. On

## Specialized Application Toggle Switches

Electrical Rating • 25 amps at 12 VDC

**Mounting stem:** 15/32"-32 thread, .46" (11.90mm) long.  
**Panel thickness:** to .25" (6.35mm) thick.  
**Handle:** nickel plated brass

**Terminals:** brass blade.  
**Housing:** black plastic with metal cap.  
**Mounting hardware:** nickel plated brass.

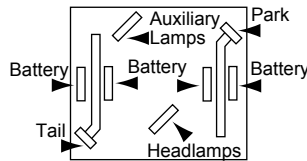
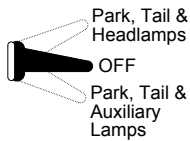
**Contacts:** silver.  
**Keyway:** located in down position.

### Headlamp Switch

**No. 55058-01**

Four pole, four circuit.  
 Allows splitting a heavy load into four separate circuits.

**Terminals:** eight blade.  
**Handle:** 1.5" (38.10mm) long.



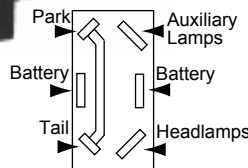
### Headlamp Switch

**No. 55064**

Double pole, four circuit.

**Terminals:** six blade.

**Handle:** 1.5" (38.10mm) long.



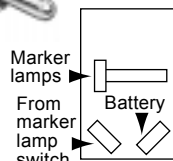
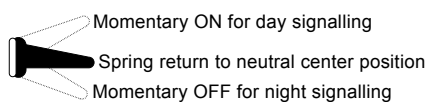
### Day and Night Marker Lamp Switch

**No. 55071**

Double pole, two circuit.

**Terminals:** three blade.

**Handle:** .687" (17.46mm) long.



### Ignition/Start Switch


**No. 59071**

20 amp rating at 12 VDC

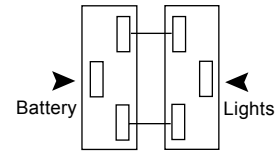
**Terminals:** four blade.

**Handle:** white plastic.

Includes face nut and hex nut for mounting.



### Three Way Compartment Lighting Switches



**No. 55015-03**

**No. 5543-09**

Operate one or more lights in cargo area.

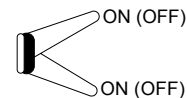
Controlled from dash or cargo area.

No. 55015-03 on cab panel,  
 No. 5543-09 with recessed plate to prevent accidental operation located in cargo compartment.

Either switch can turn lights on and off.

**Terminals:** three blade.

**Handle:** .687" (17.46mm) long.



### Toggle Switch in Recessed Plate

**No. 5543**

No. 5558 toggle switch mounted in a recessed plate to prevent accidental actuation and protect switch from damage.

10 amps at 12 VDC.

Mounts flush in a 2" (50.80mm) hole.

Three 1/2" (5.56mm) holes on 2 3/4" (69.85mm) circle.



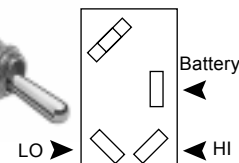
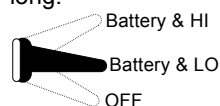

### Two Speed Heater Fan Switch

**No. 55093**

Single pole, two circuit.

**Terminals:** three blade.

**Handle:** .687" (17.46mm) long.



### Momentary Plasticized Toggle Switch

**No. 55020-04**

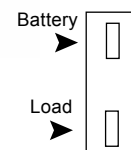
Off-Momentary On.

Moisture and dirt resistant.

Single pole, single throw.

**Terminations:** two 16 gauge insulated copper wire leads.

**Sealing:** plasticized body with O-ring seal in stem.



**Light Duty Specialized Switches**

**No. 55089**

Light duty grounding switch.  
Up position OFF, down position ON (terminal grounded).  
**Terminal:** one blade.  
**Mounting stem:** 15/32"-32, 3/8" (9.53mm) long with two hex mounting nuts.  
**Panel thickness:** through .189" (4.80mm) thick.



**No. 5504**

Light duty toggle switch in clamp-on bracket.  
Left position ON, right position OFF.  
**Bracket:** plated steel, 7/8" (22.22mm) wide x 1 1/4" (31.75mm) deep with nickel plated face plate.  
**Terminals:** two screw.  
**Panel thickness:** through 1/2" (12.70mm) thick.



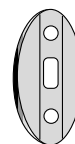
**No. 5518**

Light duty toggle switch with mounting bracket.  
Single pole, single throw.  
Up position ON, down position OFF.  
**Mounting:** plated steel bracket with two 3/16" (4.76mm) diameter holes on 1 3/8" (34.93mm) centers.  
**Terminals:** two screw.  
**Handle:** black plastic.



**No. 8294**

Face plate for use with No. 5518 switch.  
Nickel plated steel 2" (50.80mm) high x 1 1/8" (28.57mm) wide.  
Two .150" (3.81mm) diameter holes on 1 3/8" (34.92mm) centers.



**Steel Toggle Switch Guard**

**No. 82465**

Helps prevent accidental actuation.  
For toggle switches with 15/32" diameter mounting stem and keyway.  
1" (25.40mm) wide x 2.125" (53.97mm) high.  
Two .140" (3.57mm) mounting holes, 1.87" (47.62mm) on centers.  
Imprinted ON - OFF.



**Brass Blade Terminal Adapter**



**No. 55023-10**

Attaches to a #6 screw terminal and provides a standard 1/4" wide blade terminal.  
Packaged 100 to a carton.

**Weatherproof Silicone Toggle Boot Seals**

Durable silicone rubber boots bonded to nickel plated brass nut with 15/32" - 32 thread.  
Mounting surface of nut has O-ring seal for moisture and dirt protection.

**No. 81264**

Covers entire toggle handle.  
Fits standard handles up to 1 1/8" long.



**No. 81255**

Allows toggle handle to protrude.  
Accommodates all handle lengths.



**Toggle Handle Extensions**

Fit standard bat or ball handles.  
Extend toggle handles to 1 7/8" (47.62mm) long.  
Molded plastic with permanent colors for color coding switches.



**Standard Extensions**

- No. 81271** Red
- No. 81272** Yellow
- No. 81273** Black

**Fluorescent Extensions**

- No. 81261** Green
- No. 81262** Blue
- No. 81263** White

Standard packaging: 10 handles of one color to a carton.

**Toggle Switch Face Plates**

Fit all toggle switches with 15/32" diameter mounting stem and keyway.

**No. 8250**

Nickel plated steel, 1" (25.40mm) high, 5/8" (15.87mm) wide.  
Stamped ON-OFF.



**No. M-518**

• Same as No. 8250 except chrome plated brass.

**No. 8255**

Chrome plated brass 2.187" (55.54mm) high, .937" (23.79mm) wide.  
Two .187" (4.75mm) holes on 1.812" (46.02mm) vertical centers.  
Stamped ON-OFF.



**No. M-503**

Chrome plated brass 1 7/8" (47.62mm) high, 1" (25.40mm) wide.  
Two 1/8" (3.17mm) countersunk holes on 1 3/16" (33.34mm) centers.



**No. 5543-15**

Recessed steel plate, 3 3/16" (80.96mm) diameter.  
Mounts flush in 2" (50.80mm) hole.  
Three 7/32" (5.56mm) holes on 2 3/4" (69.85mm) circle.



**Weather Resistant Rocker Switches • Single and Dual Pilot Lights • Universal applications.**

Faceted lenses • Dependent and independent circuitry • Black plastic housing, bezel and actuator.

Electrical Rating • 25 amps at 12 VDC

Dependent pilot lights:  
illuminated when switch is actuated.

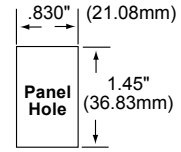
Independent pilot lights:  
not controlled by operation of the switch.

**Mounting:** snap-in, fit panels  
.093" to .187" thick.

**Terminals:** brass blade.

**Sealing:** gasket seal in  
housing.

**Contacts:** silver.



**Rocker Switch Kits.**  
Bubble packs with switch  
and lens assortment.

Separate lenses for  
customizing switches.

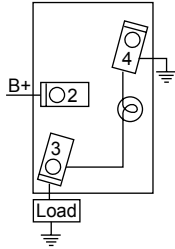


Carry a complete selection  
with fewer SKUs.  
56 SKUs covered by 5 kits.



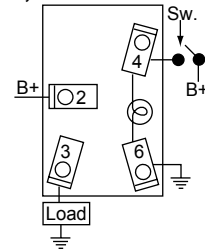
**OFF-ON • SPST**  
Dependent pilot light,  
3 blade terminals.

Part No.	Lens Color
58328-13	Amber
58328-12	Clear
58328-11	Green
58328-04	Red



**OFF-ON • SPST**  
Independent pilot light,  
4 blade terminals.

Part No.	Lens Color
58328-10	Amber
58328-09	Clear
58328-02	Green
58328-01	Red



**Rocker Switch Kit**  
Bubble pack with separate lenses.  
**No. 58328-100-BP**  
• Switch with one lens of each color.

**Rocker Switch Kit**  
Bubble pack with separate lenses.  
**No. 58328-101-BP**  
• Switch with one lens of each color.



**ON-ON**  
**SPDT**  
Dependent  
pilot lights,  
4 blade terminals.

Part No.	Lens Colors
58328-14	Amber/Amber
58328-15	Clear/Clear
58328-08	Green/Green
58328-16	Red/Red
58328-17	Amber/Clear
58328-18	Amber/Green
58328-19	Amber/Red
58328-20	Clear/Green
58328-21	Clear/Red
58328-22	Green/Red



**OFF-ON**  
**SPST**  
One dependent  
and one independent  
pilot light,  
4 blade terminals.

Part No.	Top Lens	Bottom Lens
58328-39	Green	Green
58328-40	Red	Red
58328-47	Green	Amber
58328-48	Green	Clear
58328-49	Green	Red
58328-50	Red	Amber
58328-05	Red	Clear
58328-51	Red	Green

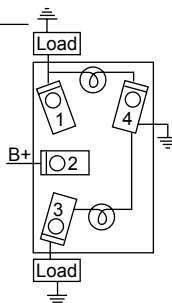


**ON-OFF-ON**  
**SPDT**  
Dependent  
pilot lights,  
4 blade terminals.

Part No.	Top Lens	Bottom Lens
58328-25	Green	Green
58328-26	Red	Red
58328-33	Green	Amber
58328-07	Green	Clear
58328-34	Green	Red
58328-35	Red	Amber
58328-06	Red	Clear
58328-36	Red	Green

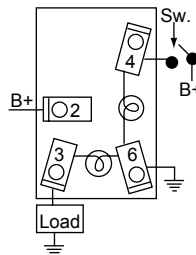
**Rocker Switch Kit**  
Bubble pack with  
separate lenses.

**No. 58328-102-BP**  
• Switch with two  
lenses of each  
color.



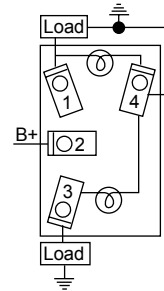
**Rocker Switch Kit**  
Bubble pack with  
separate lenses.

**No. 58328-104-BP**  
• Switch and one  
lens of each color  
and each size.



**Rocker Switch Kit**  
Bubble pack with  
separate lenses.

**No. 58328-103-BP**  
• Switch and one  
lens of each color  
and each size.



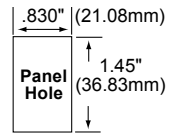
**Universal Weather Resistant Rocker Switches**

Dependent pilot lights with circular lenses • Black plastic housing, bezel and actuator.

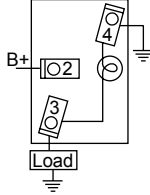
Electrical Rating • 25 amps at 12 VDC

**Mounting:** snap-in, fit panels .093" to .187" thick.  
**Terminals:** brass screw and blade.

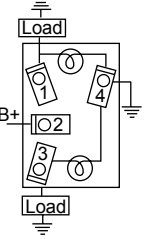
**Sealing:** gasket seal in housing.  
**Contacts:** silver.



SPST • One red pilot light Off-On	
Part No.	Terminals
56327-01	3 screw
56327-01-BP*	
58327-01	3 blade



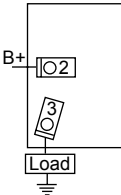
SPDT • Two red pilot lights On-Off-On	
Part No.	Terminals
58327-06	4 blade
58327-06-BP*	



**Standard Switches**

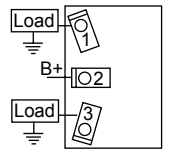


SPST • Off-On	
Part No.	Terminals
56027-01	2 screw
56027-01-BP*	
58027-01	2 blade
SPST • Off-Mom. On	
58027-02	2 blade
58027-02-BP*	



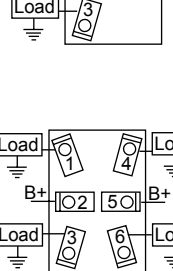
**SPDT • On-Off-On**

Part No.	Terminals
58027-03	3 blade
58027-03-BP*	

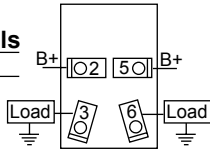


**SPDT • Mom. On-Off-Mom. On**

Part No.	Terminals
58027-04	3 blade
58027-04-BP*	

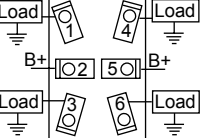


DPST • Off-On	
Part No.	Terminals
58027-06	4 blade



**DPDT • On-Off-On**

Part No.	Terminals
58027-07	6 blade
58027-07-BP*	



**DPDT • Mom. On-Off-Mom. On**

Part No.	Terminals
58027-11	6 blade
58027-11-BP*	

\*Packaged in bubble pack.  
 Please consult price list for standard bubble pack quantities.


**Rocker Switch Brackets**

For installing two or more snap-in mounting rocker switches in panels.

For use with Cole Hersee snap-in mounting, narrow bezel rocker switches in part number series: **56000 • 57000 • 58000**



Install two switches using two end sections.



Add center sections for three or more switches.



**No. 82159-1**  
End Section



**No. 82159-2**  
Center Section



**No. 98628**  
Bracket Hole Plug

Two sections: 2.37" (60.20mm) wide, 2.30" (58.42mm) high.  
 Mounting hole for 2 units: 2.02" (51.31mm) wide, 1.90" (48.26mm) high. Add 1.03" (26.16mm) for additional units.  
 Bracket Plug: .96" wide, 1.91" high.

**Available in Bubble Pack**

**No. 82159-02-BP**

Two No. 82159-1 end sections, one No. 82159-2 center section, one No. 98628 bracket hole plug.

**No. 82159-03-BP**

Two No. 82159-2 center sections.

**Rocker Switch Bracket Mounting Kit**

Install switches when panel mounting isn't possible • Snap-together assembly, no special tools required.

For top of panel or under panel mounting • Holds three to five Cole Hersee No. 82159-1 and No. 82159-2 brackets.

Mounting holes oval shaped, .710" long x .265" wide.



Kit sections slide over brackets, snap into place. Brass rods stabilize sections.



Assembled kit mounts on or underneath panel.

**Available only in Bubble Pack**

**No. 87167-01-BP**

Two bracket sections, brass stabilizing rods for mounting four or five switches.

## Dual Wide Body Rocker Switches

Single Pole • Universal Applications • Plastic housing and actuator with black plastic bezel.

Electrical Rating • 10 amps at 12 VDC

**Mounting:** snap-in mounting, fit panels .030" (.76mm) to .250" (6.35mm) thick.

**Actuator:** rocker or paddle.

**Terminals:** copper blade.



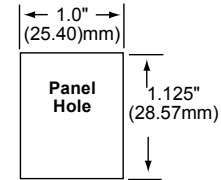
Pilot Light/Paddle



Dual Paddle



Dual Rocker



Part No.	Left Side Function			Actuator	Right Side Function			No. Term.	Imprint
	Up	Center	Down		Up	Center	Down		
54201-01	On	----	Off	Black Rocker	On	----	Off	4	On-Off (2)
Ⓞ 54400-01	None			Black panel	On	----	Off	2	On-Off
54300-01	Red Pilot Light††			None	On	----	Off	4	On-Off
Ⓞ 54300-02	Amber Pilot Light††			None	On	----	Off	4	On-Off
54300-03	Green Pilot Light††			None	On	----	Off	4	On-Off
Ⓞ 54206	On	----	Off	Black Rocker	Mom. On	----	Off	4	On-Off (2)
54401-01	None			Black panel	Mom. On	----	Off	2	On
Ⓞ 54401-02	None			Black panel	Mom. On	----	Off	2	Hi-Lo (2)
54202-01	On	----	Mom. Off	Red Paddle	Off		Mom. On	4	On-Off†
54203-01	On	----	Off	Black Paddle	Mom. On	----	Off	4	On-Off†
54403-01	None			Black Panel	Hi	Off	Lo	3	Hi-Lo
54204-01	Hi	Off	Lo	Black Rocker	Hi	Off	Lo	6	Hi-Lo (2)
Ⓞ 54200-01	Universal hole plug - wide body - snap-in mount								

All imprinting is provided as white on black rockers and black on white rockers. † Special imprinting: 54202-01 OFF left side, ON right side  
 †† Independent pilot light not controlled by operation of the switch. 54203-01 ON-OFF left side, ON right side.

## Narrow and Wide Body Pilot Lights

Single Pole • Universal Applications • Black plastic housing

**Mounting:** snap-in mounting, narrow body pilot lights fit panels .020" (.508mm) to .250" (6.35mm) thick, wide body pilot light fits panels .030" (.76mm) to .250" (6.35mm) thick.

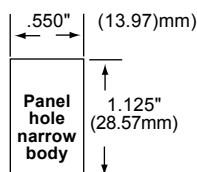
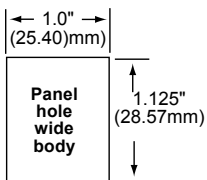
**Terminals:** blade.



Narrow Pilot Light



Dual Imprinted Pilot Light



Part No.	Body	Lens Color	No. of Terminals
Ⓞ PL-200-AC	Narrow	Amber	2
Ⓞ PL-200-RC	Narrow	Red	2
Ⓞ PL-200-BC	Narrow	Blue	2
Ⓞ PL-300-AAC01	Wide	Two Amber Washer/Wiper imprint*	4

\* Black imprinting - horizontal for horizontal mounting.

**Dual Rocker Switches • Single Pole • Heavy Duty**

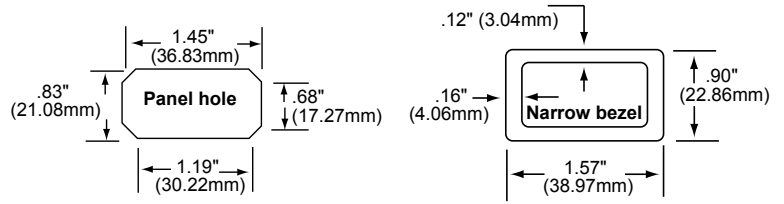
Imprinted • Universal Applications • Plastic housing with black or bright nickel plated narrow steel bezel.  
Electrical Rating • 25 amps at 12 VDC

**Mounting:** snap-in mounting, fit panels .040" (1.01mm) to .100" (2.45mm) thick.

**Terminals:** brass blade.

**Contacts:** silver.

**Imprinting:** black rockers imprinted in white, white rockers in black.



**Dual Imprinted Rockers**

Part No.	Function/Imprint Left Side			Function/Imprint Right Side			Rocker Color		Bezel Color	Term.
	Up	Center	Down	Up	Center	Down	Left	Right		
<b>SPDT</b>										
58506-07	HI	OFF	LO	HI	OFF	LO	Black	Black	Black	6
58506-15	HI	LO	OFF	HI	LOW	OFF	Black	Black	Black	6
<b>SPST</b>										
58506-08	ON	---	OFF	MOM. ON	---	OFF	Black	White	Black	4
58506-09†	HI	---	LO	ON	---	OFF†	White	Black	Black	3
⊕ 58506-10	ON	---	OFF	LO	---	HI	Black	Black	Bright	5
58506-11	ON	---	OFF	ON	---	OFF	Black	Black	Black	4

† The circuitry for No. 58506-09 is integrated. The ON-OFF side provides the power for the HI-LO side using one common battery terminal.

**Single and Double Pole Rocker Switches**

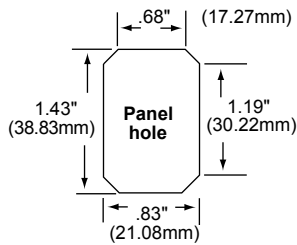
Moisture resistant plastic housings, bezel and actuator.  
Electrical Rating • 25 amps at 12 VDC

**Mounting:** snap-in mounting, fit panels .060" (1.52mm) to .250" (6.35mm) thick.

**Actuator:** white rocker.

**Terminals:** brass.

**Contacts:** silver.



**Single Pole, Single Throw**

Part No.	Up	Down	Terminals
56000-08	On	Off	2 screw
57000-23	On	Off	2 blade
56001-04	Mom. On	Off	2 screw
57001-15	Mom. On	Off	2 blade
56300-14*	On	Off	3 screw
57300-22*	On	Off	3 blade

\*Note: 56300-14 and 57300-22 have 12 VDC pilot light and red lens in actuator.

**Single Pole, Double Throw**

Part No.	Up	Center	Down	Terminals
56003-03	On	Off	On	3 screw
57003-16	On	Off	On	3 blade
56012-04	Mom. On	Off	Mom. On	3 screw
57004-10	Mom. On	Off	Mom. On	3 blade

**Double Pole, Single Throw**

Part No.	Up	Down	Terminals
56009-03	On	Off	4 screw
57009-09	On	Off	4 blade

**Double Pole, Double Throw**

Part No.	Up	Center	Down	Terminals
56006-04	On	Off	On	6 screw
57006-07	On	Off	On	6 blade
56013-03	Mom. On	Off	Mom. On	6 screw
57013-08	Mom. On	Off	Mom. On	6 blade

**Rocker Switch Panel Plug**

**No. 87133-01**

For use in panels with 56000 and 57000 switches.

Snap-in mounting

Black plastic construction.



⊖ Minimum order quantity may apply.

## Universal Heavy Duty Snap-In Mounting Rocker Switches • Single and Double Pole

Narrow or wide bezel • Plastic housing and actuator.  
Electrical Rating • 25 amps at 12 VDC

**Mounting:** snap-in, fit panels .040" (1.01mm) to .100" (2.54mm) thick.

**Terminals:** screw and blade.

**Contacts:** silver.

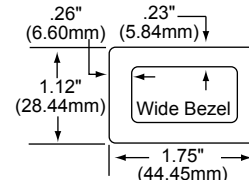
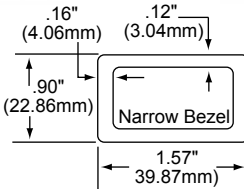
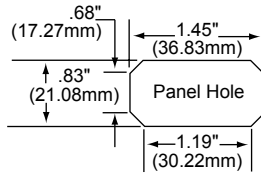
**Bezel:** bright nickel plated or black.



Pilot light,  
bright bezel



Black actuator,  
black bezel



### Single Pole, Single Throw

#### Narrow Bezel

Part No.	Up	Down	Terminals	Actuator
56000-01	On	Off	2 screw	White
56000-04	On	Off	2 screw	Black
57000-01	On	Off	2 blade	White
57000-04	On	Off	2 blade	Black
57000-10	On	Off	2 blade	Black
Black bezel, ON-OFF imprint				
⊖ 57000-07	On	Off	2 blade	Black
56001-01	Mom. On	Off	2 screw	White
57001-01	Mom. On	Off	2 blade	White
57001-04	Mom. On	Off	2 blade	Black
Black bezel				
57001-09	Mom. On	Off	2 blade	White
Wide Bezel				
Part No.	Up	Down	Terminals	Actuator
56000-02	On	Off	2 screw	White
57000-02	On	Off	2 blade	White

### Single Pole, Single Throw with Pilot Light

#### Narrow Bezel

Part No.	Up	Down	Terminals	Actuator Color	Light Color
56300-01	On	Off	3 screw	White	Red
57300-01	On	Off	3 blade	White	Red
57300-03	On	Off	3 blade	Black	Red
56300-10	On	Off	3 screw	White	Green
56300-11	On	Off	3 screw	White	Amber
57300-11	On	Off	4 blade	White	Red
Black bezel, ON-OFF imprint					

#### Wide Bezel

Part No.	Up	Down	Terminals	Actuator Color	Light Color
56300-02	On	Off	3 screw	White	Red
57300-02	On	Off	3 blade	White	Red
57300-10	On	Off	3 blade	Black	Red
56300-08	On	Off	3 screw	White	Green
56300-09	On	Off	3 screw	White	Amber
56300-12	On	Off	3 screw	Red	Red

### Single Pole, Double Throw and Two Circuit

#### Narrow Bezel

Part No.	Up	Center	Down	Terminals	Actuator
56002-01	On		On	3 screw	White
⊖ 57002-01	On		On	3 blade	White
56003-01	On	Off	On	3 screw	White
57003-01	On	Off	On	3 blade	White
57003-08	On	Off	On	3 blade	Black
Black bezel, HI-OFF-LO imprint					
57007-01	On	On	Off	3 blade	White
57007-07	On	On	Off	4 blade	Black
with red pilot light					
57007-08	On	On	Off	3 blade	Black
57007-11	On	On	Off	3 blade	Black
Black bezel, OFF-LO-HIGH imprint					
Wide Bezel					
Part No.	Up	Center	Down	Terminals	Actuator
57003-02	On	Off	On	3 blade	White

### Double Pole, Double Throw and Two Circuit

#### Narrow Bezel

Part No.	Up	Center	Down	Terminals	Actuator
56006-01	On	Off	On	6 screw	White
57006-01	On	Off	On	6 blade	White
⊖ 58017-03	On	On	Off	4 blade	Black
58007-04	On	On	Off	4 blade	Black
Black bezel					
58007-07	On	On	Off	4 blade	White
Black bezel, HI-LO-OFF imprint					
56006-08	On	Off	On	6 screw	White
#2&3, 5&6 #1&2, 4&5					
Black bezel, LIGHTS-PARK imprint					

#### Wide Bezel

Part No.	Up	Center	Down	Terminals	Actuator
560006-02	On	Off	On	6 screw	White
57006-02	On	Off	On	6 blade	White

**Application Information** • The following switches may be used for, but are not limited to, the applications noted.

**Signalling Switch, Day** • Nos. 56000-01, 56001-02, 57001-01, 57001-02, 57001-04

**Two Speed Heater/Defroster** • Nos. 57007-01, 57007-02

**Two Speed Heater** • No. 57007-07 w/red pilot light, No. 57007-08, No. 57007-11 w/HI-LO-OFF imprint

**Two Speed Windshield Wiper w/permanent magnet motor, w/o dynamic park** • No. 58007-04,  
No. 58007-07 w/High-Low-Off imprint

**Two speed field wound motor** • No. 56006-08 w/LIGHTS-PARK imprint

### Heavy Duty Bracket Mounting Rocker Switches • Single & Double Pole

Plastic housing and actuator • Plated steel bracket • Designed for use with customized face plates.

Electrical Rating • 25 amps at 12 VDC

**Mounting:** bracket mounting, fit panels .040" (1.01mm) to .100" (2.54mm) thick.

**Terminals:** screw and blade.

**Contacts:** silver.



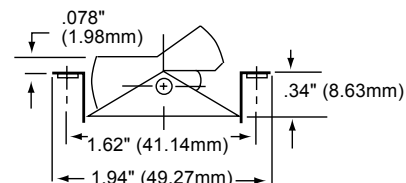
**White actuator**



**White actuator with pilot light**

#### Single Pole, Single Throw

Part No.	Up	Down	Terminals	Actuator Color
⊖ 56000	On	Off	2 screw	White
56300	On	Off	3 screw	White
Red Pilot Light				
57300	On	Off	3 blade	White
Red Pilot Light				
⊖ 57001	Mom. On	Off	2 blade	White
56011	On	Mom. Off	2 screw	White



#### Single Pole, Double Throw and Two Circuit

Part No.	Up	Center	Down	Terminals	Actuator Color
⊖ 57002	On	---	On	3 blade	White
⊖ 57003	On	Off	On	3 blade	White
⊖ 57007	On	On	Off	3 blade	White
⊖ 58005	Mom. Off	On	Off	2 screw	Black



#### Double Pole, Double Throw and Two Circuit

Part No.	Up	Center	Down	Terminals	Actuator Color
⊖ 56006	On	Off	On	6 screw	White
⊖ 57006	On	Off	On	6 blade	White
⊖ 57008	On #2 & #3	On #1 & #3	Off	5 blade	Std.

#### Application Information

The following switches may be used for, but are not limited to, the applications noted.

**Signalling Switch, Day** \_\_\_\_\_ No. 57001

**Signalling Switch, Night** \_\_\_\_\_ No. 56011

**Two Speed Heater/Defroster** \_\_\_\_\_ No. 57007

**Signalling Switch** \_\_\_\_\_ No. 58005

**Headlamp-Off-Park & Tail-Head & Tail** \_\_\_\_\_ No. 57008

### Weather Resistant Rocker Switches

Certified to IP66 and IP68 for complete protection against dust and prolonged spray and submersion under pressure.

Recognized at UL 1500: Ignition Protection for Marine Products • Neoprene mounting gasket/panel seal supplied

Electrical Rating • 20 amps at 12 VDC

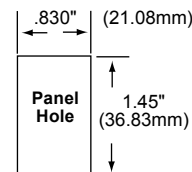
**Mounting:** snap-in mounting.

**Terminals:** blade.

**Contacts:** silver.

**Bezel:** nylon.

**Housing:** black plastic.



Part No.	Action	Function	Terminals
M-58031-01	SPST	Off-On	2
M-58031-07	SPST	Off-Mom. On	2
M-58031-02	SPDT	On-Off-On	3
M-58031-04	DPST	Off-On	4

## Narrow Body Rocker Switches • Single Pole • Universal Applications

Electrical Rating • 10 amps at 12 VDC

**Mounting:** snap-in mounting, fit panels .020" (.508mm) to .250" (6.35mm) thick.

**Actuator:** rocker or paddle.

**Terminals:** copper blade.

**Housing:** black plastic, with black plastic actuator and bezel.



Horizontal imprint.



Paddle handle.



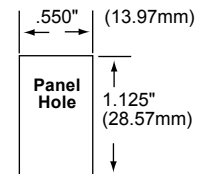
Lighted rocker.

SPST Part No.	Function		No. of Terminals	Actuator	Imprint
	Up	Down			
⊕ 54000-03	On	Off	2	Black rocker	On-Off†
⊕ 54000-04	On	Off	2	White rocker	On-Off
⊕ 54002	On	Off	2	White paddle	On-Off
54003	On	Off	3	Red lighted rocker	None
54003-01	On	Off	3	Amber lighted rocker	None
⊕ 54003-02	On	Off	3	Green lighted rocker	None
⊕ 54004	Off	Mom. On	2	White rocker	None
⊕ 54005	Off	Mom. On	2	White paddle	None

Imprint is white on black rockers and black on white rockers.

† Horizontal imprint for horizontal mounting of switch.

SPDT Part No.	Function			No. of Terminals
	Up	Center	Down	
⊕ 54001-02	On	Off	On	3
White rocker				
⊕ 54006	On	Off	On	3
White paddle				



## Narrow Body Rocker Switches with Curved Actuators

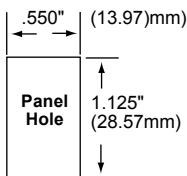
Electrical Rating • 10 amps at 12 VDC

**Mounting:** snap-in mounting, fit panels .025" (.635mm) to .200" (5.15mm) thick.

**Actuators:** curved matte finish rocker: one color, two color or lighted.

**Terminals:** three blade.

**Housing:** plastic, with black matte finish bezel



Two color rocker.



One color rocker.

Rocker lighted in On position Part No.	Rocker Color	
	Off-On	Primary Secondary
⊕ 54008	Orange	None
⊕ 54011	Yellow	None
54012	Red	None

Part No.	Rocker Color	
	On-On	Primary Secondary
⊕ 54007	Black	Red*
54010	Black	None

\* Edge of the rocker shows red in ON position.